


This document introduces you to the **SOL'S** stock on line and its functionalities.


1) Connection to the stock on line

Access the **SOL'S Europe website** (<http://www.sols-europe.com>) and click on **Stock on Line**.

A new window opens where you can sease your login and personal customer password.

IDENTIFICATION

Login : 
(nom entreprise / company's name)

Password : 
(code client / client's code)

The website is available in 2 languages : French and English. Chose your language by clicking on the relevant flag.

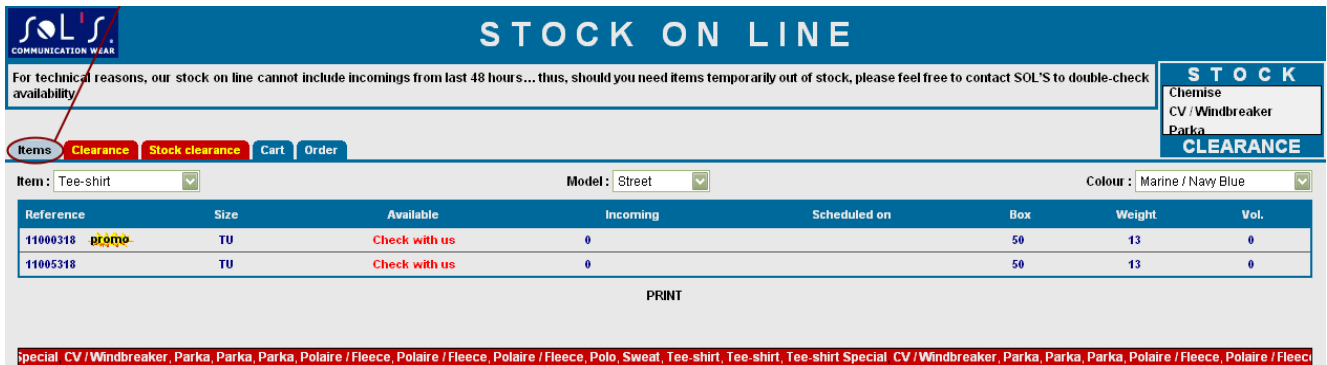
Note : In the case you have no login, please get in touch with your contact at SOL'S (salesman in charge of your account).

The **Stock on Line** website is **optimised for a** minimum screening of **1024 x 768**. Below this resolution the postage of the informations would be much less legible.

The website into German, Italian, Spanish and Portuguese is currently under construction.

2) Menu « Articles »

This menu gathers the whole set of articles published on the **Stock on Line**. After having chosen an article, its model, colour and size, all available quantities and estimated time of arrival will be posted.



For technical reasons, our stock on line cannot include incomings from last 48 hours... thus, should you need items temporarily out of stock, please feel free to contact SOL'S to double-check availability

STOCK
Chemise
CV / Windbreaker
Parka
CLEARANCE

Items Clearance Stock clearance Cart Order

Item: Tee-shirt Model: Street Colour: Marine / Navy Blue

Reference	Size	Available	Incoming	Scheduled on	Box	Weight	Vol.
11000318	TU	Check with us	0		50	13	0
11005318	TU	Check with us	0		50	13	0

PRINT

Special CV / Windbreaker, Parka, Parka, Parka, Polaire / Fleece, Polaire / Fleece, Polaire / Fleece, Polo, Sweat, Tee-shirt, Tee-shirt, Tee-shirt Special CV / Windbreaker, Parka, Parka, Parka, Polaire / Fleece, Polaire / Fleece

The column « Incoming » posts the ordered quantities and their estimated time of delivery.

The columns « Box », « Weight » et « Vol. », post the number of pieces, weight and volumen of the box, depending on the conditioning of the selected article.

The promotional articles will flash : **promo**.

3) « Clearance » and « Stock clearance »

Those menus gather the set of articles on special offer.

The first one of these menus posts all of the items being on special offer, the second one, allows you to see the available quantities and to place order via the website.

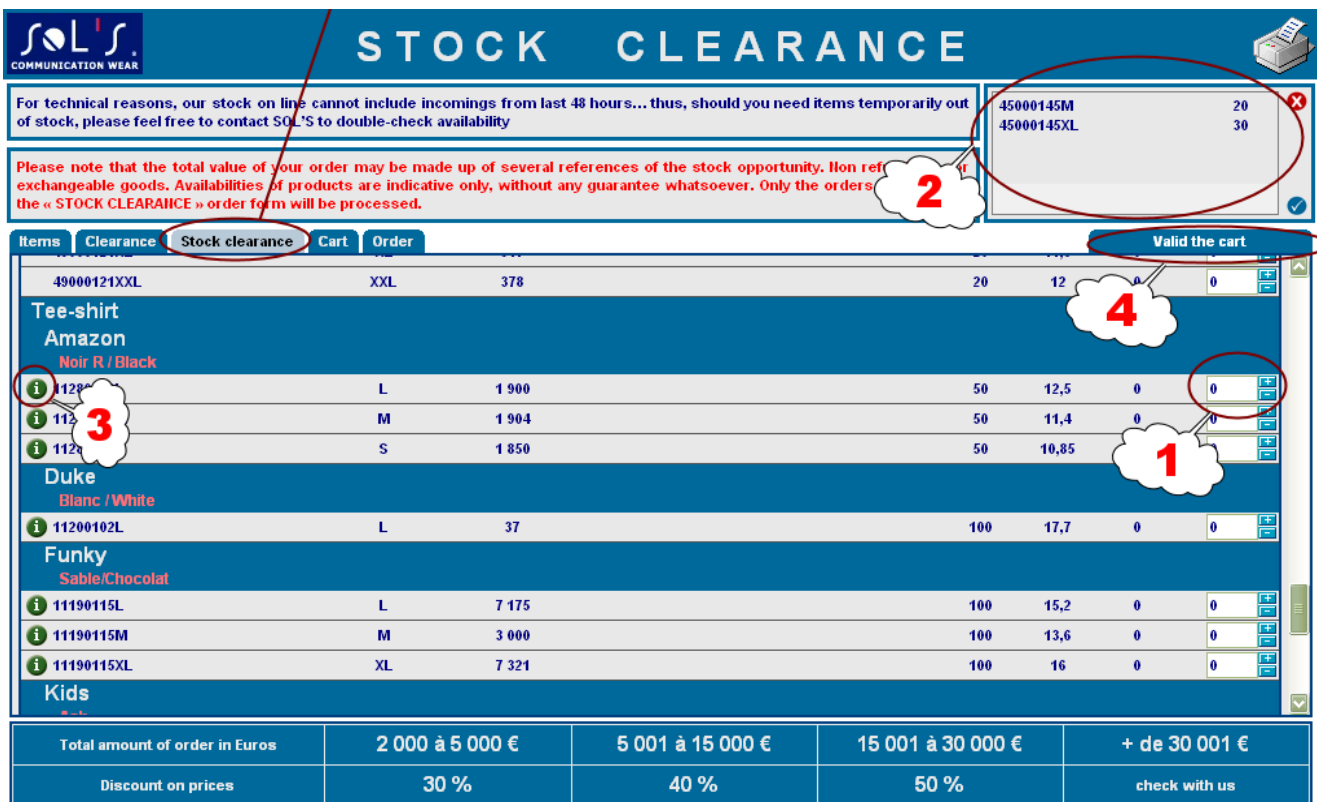
The list of items on special offer is very oftenly updated.

Do not hesitate to consult it regularly to benefit from the special offers.

4) On-line order of items on special offer

Before ordering, it is imperative to authorize " Pop Up " windows of the Stock on Line website. To do so, please refer to the last page of that document.

It is possible to order on-line the articles on special offer. To do so, click on the tab "Stock clearance".



The screenshot shows the 'STOCK CLEARANCE' section of the website. It features a navigation bar with tabs for 'Items', 'Clearance', 'Stock clearance', 'Cart', and 'Order'. The 'Stock clearance' tab is selected. Below the navigation bar, there is a table of items with columns for item ID, description, size, quantity, price, and a quantity selector. The items listed include 'Tee-shirt Amazon', 'Duke', 'Funky', and 'Kids'. A 'Valid the cart' button is located at the top right. A summary table at the bottom shows discount percentages based on the total order amount.

Total amount of order in Euros	2 000 à 5 000 €	5 001 à 15 000 €	15 001 à 30 000 €	+ de 30 001 €
Discount on prices	30 %	40 %	50 %	check with us

The selection of the quantities to be ordered is made by clicking on the sign "+" or "-" (mark n°1), or by seizing the quantity in the relevant area (mark n°1).

The article and the ordered quantities will appear automatically in the "CART" area (mark n°2).

If you wish to remove an article from the basket, just put an « 0 » in the quantity area.

In passing your mouse on the line of an article marked by an icon "i" on a green background (mark n°3), a wording of information will appear.

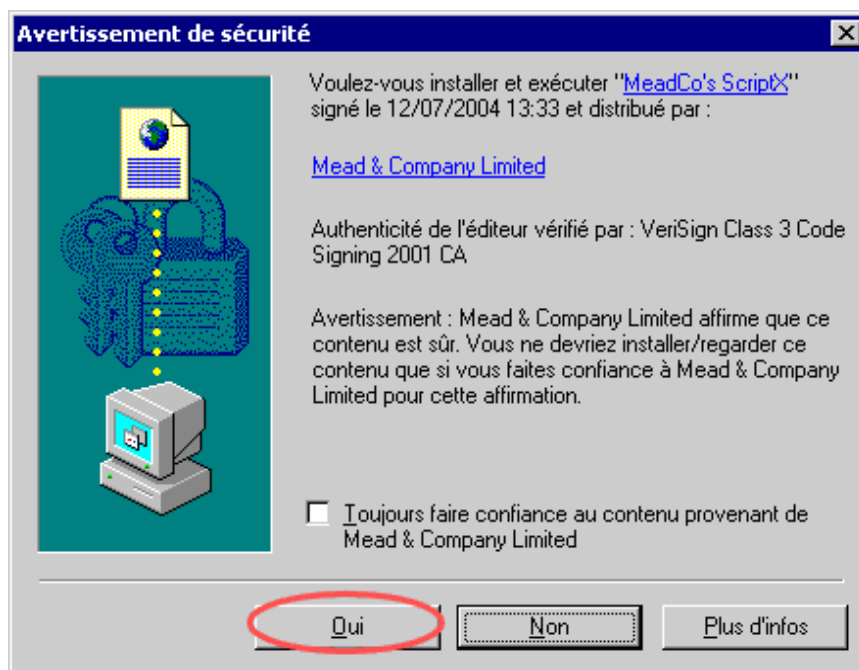
Once the order is seized, click on " VALID THE CART " (mark n°4), to accept the content. A summary of the order will be posted. The quantities can be modified.

Click on « ORDER » to validate your order

If you are using **INTERNET EXPLORER®**, please read the following. If not, please move on to the next step.

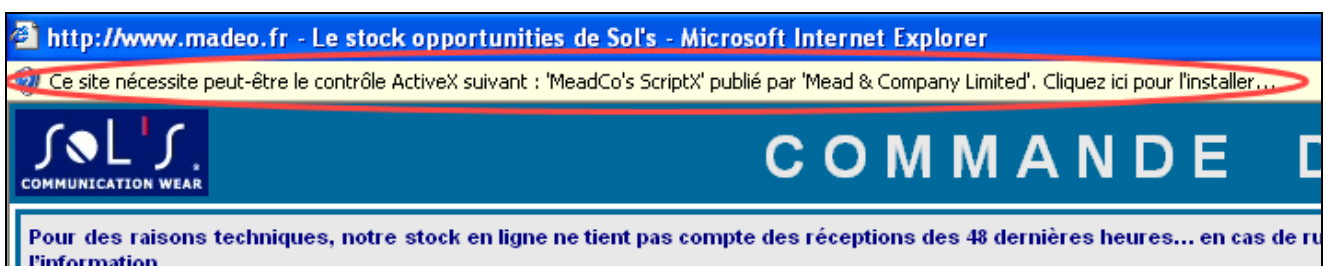
During your first order, you will need to install a program that will enable order printing. This program is harmless and was thoroughly tested by SOL'S. Depending on your system, the program installation will appear differently:

Windows 9.x, Windows 2000 :

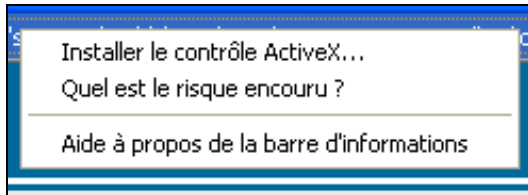


Click on the “yes” button.

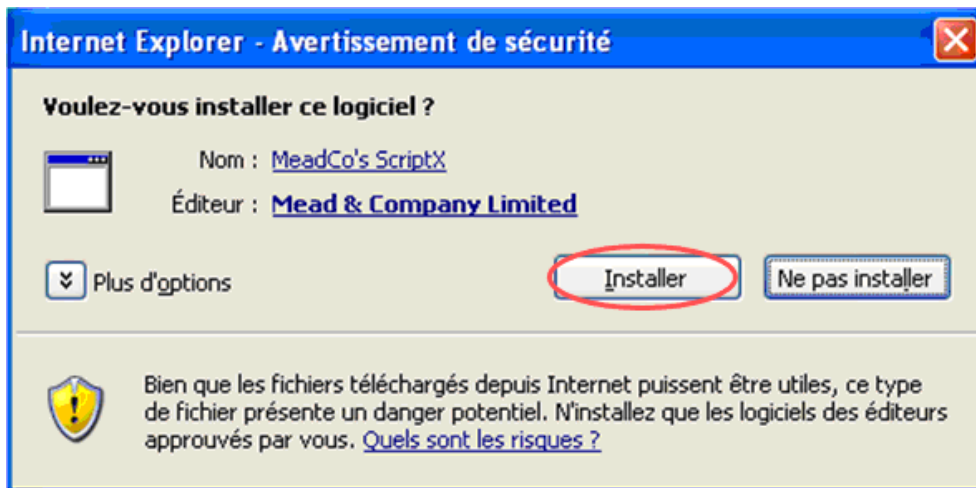
Windows XP :



Click on the text. The following menu will appear:



Click on “install ActiveX control”.



Click on “install” button.

Before proceeding to sending out the order, some data needs to be typed in.

PURCHASE ORDER OF 29 / 04 / 2005

For technical reasons, our stock on line cannot include incomings from last 48 hours... thus, should you need items temporarily out of stock, please feel free to contact SOL'S to double-check availability

	45000145M 20
	45000145XL 30

Please note that the total value of your order may be made up of several references of the stock opportunity. Non refundable nor exchangeable goods. Availabilities of products are indicative only, without any guarantee whatsoever. Only the orders placed using the « STOCK CLEARANCE » order form will be processed.

Items
Clearance
Stock clearance
Cart
Order

Company :

Customer number :

Cart number : 48

Name/Last name: MARTIN JOHN

password:

E-mail: john.martin@company.com

Your ref.: CFA333333

Address: 86, rue de paris

ZIP code/City/Country: 33720 PODENSAC FINLANDE

Tel. / Fax: 33 (0) 1.223.562.33 33 (0) 1.223.562.31

Commentary: Door code : A2563

Reference	Size	Available	Box	Weight	Vol.	Order qty/B>
Parka						
Aspen						
Rouge/marine						
45000145M	M	1 040	10	9	0	20
45000145XL	XL	1 646	10	10	0	30
Numbers total articles :						50

send
1

Total amount of order in Euros	2 000 à 5 000 €	5 001 à 15 000 €	15 001 à 30 000 €	+ de 30 001 €
Discount on prices	30 %	40 %	50 %	Check with us

« *Your ref.* » corresponds to your personal reference, to be typed in freely. As far as the address is concerned, please fill in the delivery address. The information will be displayed automatically in your future orders.

For security matters, you will need to type in again the password you used to login the Stock on Line.

Eventually, to print the order that you will fax to SOL'S at the number specified on the document, please click on the « send » button.

For those who use a program that blocks pop-ups, you need to authorize them for the stock on line (see « *pop-ups management* ») or keep the **CTRL** key pressed when you will click on “send”. If not, you will not be able to print the order.

If you have to deal with an internet cut before sending, you will be able to get your cart back via “orders” menu. All of you orders will be displayed there. Click on the icon representing a white cross with green bottom, in order to reload your cart. Once the cart is validated, the only person that will be able to re-actualize your order will be your SOL'S sales agent, in case of mistake.

5) Pop Up management

- Using Internet Explorer :

To allow pop-ups in order to print your order, please click on “**Tools**” in the Internet Explorer menu, then on “**Pop-up Blocker**”, then “**Pop-up Blocker Settings**”. On the appearing window, you need to authorize the following web site : *www.madeo.fr*

- Using Mozilla Firefox :

To allow pop-ups in order to print your order, please click on « *Options* » in the Mozilla menu. In the appearing window, please click on “**Web fonctionnalité**”, then “**Authorized sites**”. You then need to authorize *www.madeo.fr and www.solsonline.com*

6) Printing colors and images

This is a tip for reading better the orders.

- Under Internet Explorer :

To print the colors and the background pictures, in order to read the orders better, please click on “**Tools**” in the Internet Explorer menu, then “**Internet Options**”. In the appearing window, click on the “**Advanced**” tab, then tick the “**Print background colors and images**” case.

- Using Mozilla Firefox :

To print the colors and the background pictures, in order to read the orders better, please click on « *Files* » in the Mozilla menu, then « *page-setting* ». In the appearing window, tick the “**Print background colors and images**” case.